

## **SPECIFICATION FOR APPROVAL**

**MODEL : S306-A-P**

**PYROELECTRIC INFRARED SENSOR**

**CUSTOMER:  
APPROVED BY:  
DATE:**

TYPE: S306-A-P

PAGE: 1 /6

CHART:

EDITION: A

SHANGHAI NICERA SENSOR CO.,LTD

## TYPE OF SENSOR

DUAL ELEMENTS

## PHYSICAL CONFIGURATION

- |                        |                                |
|------------------------|--------------------------------|
| (1) PACKAGE            | TO-5 METAL CAN<br>SEE FIGURE A |
| (2) SENSITIVE AREA     | 2.0×1.0 mm                     |
| (3) LEAD CONFIGURATION | SEE FIGURE B,C                 |

## ELECTRICAL CHARACTERISTICS (AT 25±5°C)

- |                                |   |
|--------------------------------|---|
| (1) CIRCUIT CONFIGURATION      | SEE FIGURE D  |
| (2) SUPPLY VOLTAGE             | 3~15 V DC (Drain-Ground)<br>(Rs: 47K Ω)   |
| (3) OFFSET VOLTAGE             | 0.4~1.1 V<br>TYP 0.7 V (V <sub>D</sub> =10V, Rs=47K Ω)  |
| (4) SIGNAL OUTPUT              | Min 2.5 V <sub>p-p</sub><br>TYP 3.9 V <sub>p-p</sub> (Source-Ground)<br>(BLACK BODY 420K; CHOPPER<br>FREQUENCY 1Hz: MEASUREMENT<br>AMP. 0.3~3.0Hz、72.5db(AT 1Hz))<br>SEE FIGURE F |
| (5) SENSITIVITY 420K, 1Hz      | 3300 V/W  |
| (6) DETECTIVITY (420K,1Hz,1Hz) | 1.5×10 <sup>8</sup> cmHz <sup>1/2</sup> /W  |
| (7) BALANCE OUTPUT             | Max 20% (Source-Ground)<br>(BLACK BODY 420K; CHOPPER<br>FREQUENCY 1Hz: MEASUREMENT<br>AMP. 0.3~3.0Hz、72.5db(AT 1Hz))<br>SEE FIGURE G  |

TYPE: S306-A-P

PAGE: 2 / 6

CHART:

EDITION: A

SHANGHAI NICERA SENSOR CO.,LTD



- A. IN RAPID ENVIRONMENTAL TEMPERATURE CHANGES.
- B. IN STRONG SHOCK OR VIBRATION. CUSTOMERS TO USE FALL PROTECTION, CERAMIC CHIP FRAGILE.
- C. IN A PLACE WHERE THERE ARE OBSTRUCTING MATERIALS (GLASS.FOG.ETC) THROUGH WHICH INFRARED RAYS CANNOT PASS WITHIN DETECTION AREA.
- D. IN FLUID. CORROSIVE GASES AND SEA BREEZE.
- E. CONTINUAL USE IN HIGH HUMIDITY ATMOSPHERE.
- F. EXPOSED TO DIRECT SUN LIGHT OR HEADLIGHTS OF AUTOMOBILES.
- G. EXPOSED TO DIRECT WIND FROM A HEATER OR AIR CONDITIONS.
- H. PRODUCTION PROCESS, NOT THE ACCUMULATION OF STACKED PCB BOARD,THE FILTER IS EASILY DAMAGED.

3. ASSEMBLY RESTRICTIONS/PRECAUTIONS

SOLDERING-----

- A. USE SOLDERING IRONS WHEN SOLDERING.
- B. AVOID KEEPING PINS OF THIS HOT FOR A LONG TIME AS EXCESSIVE HEAT MAY CAUSE DETERIORATION OF ITS QUALITY.(E.G. WITHIN 5 SEC. AT 350°C)
- C. AVOID STATIC ELECTRICITYOR STRONG ELECTROMAGNETIC WAVES. RECOMMENDED TO WEAR A SHIELD RING.

WASHING-----

- A. BE SURE TO WASH OUT ALL FLUX AFTER SOLDERING AS RENAINDER MAY CAUSE MALFUNCTIONS.
- B. USE A BRUSH WHEN WASHING.WASHING WITH AN ULTRASONIC CLEANER MAY CAUSE OPERATIONAL FAILURE.

4.HANDLING AND STORAGE RESTRICTIONS/PRECAUTIONS

TO PREVENT SENSOR MALFUNCTIONS, OPERATIONAL FAILURE. APPEARANCE DAMAGE OR ANY DETERIORATION OF ITS CHARACTERISTICS. DO NOT EXPOSE THIS SENSOR TO THE FOLLOWING OR SIMILAR, HANDLING AND STORAGE CONDITIONS.

- A. VIBRATION FOR A LONG TIME.
- B. STRONG SHOCK.
- C. STATIC ELECTRICITYOR STRONG ELECTROMAGNETIC WAVES.
- D. HIGH TEMPERATURE AND HUMIDITY FOR A LONG TIME.
- E. CORROSIVE GASES OR SEA BREEZE.
- F. DIRTY AND DUSTY ENVIRONMENTS THAT MAY CONTAMINATE THE OPTICAL WINDOWS.

SENSOR TROUBLES RESULTING FROM MISUSE. INAPPROPRIATE HANDLING OR STORAGE ARE NOT THE MANUFACTURER ' S RESPONSIBILITY.

TYPE: S306-A-P

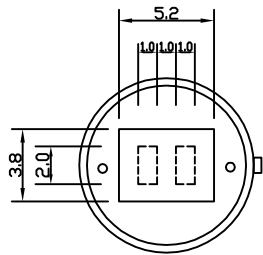
PAGE: 4 /6

CHART:

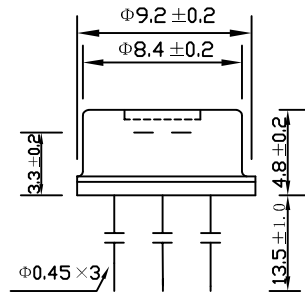
EDITION: A

SHANGHAI NICERA SENSOR CO.,LTD

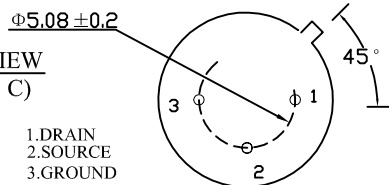
TOP VIEW  
(FIGURE A)



SIDE VIEW  
(FIGURE B)

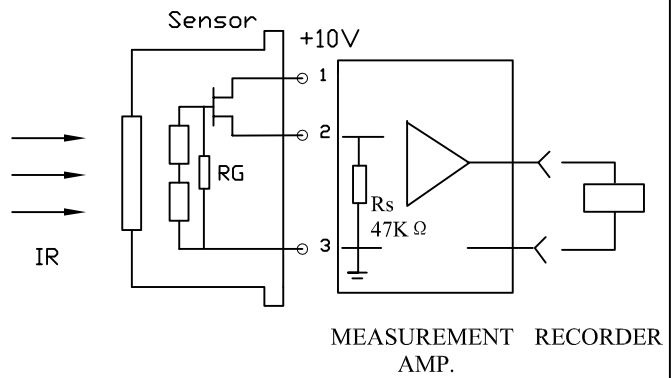


BASE VIEW  
(FIGURE C)



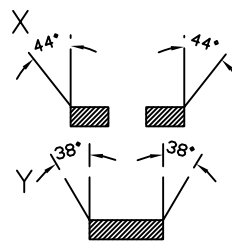
- 1.DRAIN
- 2.SOURCE
- 3.GROUND

CIRCUIT CONFIGURATION  
(FIGURE D)



MEASUREMENT RECORDER  
AMP.

FIELD OF VIEW  
(FIGURE I)



TYPE: S306-A-P

PAGE: 5/6

CHART:

EDITION: A

SHANGHAI NICERA SENSOR CO.,LTD

